

2009

COLORADO MINERALS FACT SHEET

The worldwide economic slowdown negatively affected revenues generated by Colorado's mining industry. The preliminary value of non-energy minerals and uranium mined in Colorado in 2009 is **\$1.05 billion**. This is a 51% decrease from the 2008 total of \$2.155 billion. The metals sector, including molybdenum, gold, silver, vanadium and uranium, contributed \$517 million. Industrial minerals, including sand, gravel, stone, clay, gypsum, cement, nahcolite and helium, were valued at \$533 million.

GOLD

Colorado ranks 4th in the U.S. in gold production behind Nevada, Alaska and Utah.

The Cripple Creek and Victor Mine in Teller County produced 218,000 ounces of gold and 66 thousand ounces of silver in 2009.

Whereas gold is used primarily for coins, jewelry and bullion, approximately 10 percent is used in electronics, dentistry and industrial applications.



U.S. \$20 gold piece. Designed in 1909 by sculptor Augustus St-Gaudens; most famous for his sculpture "The Thinker"

MOLYBDENUM

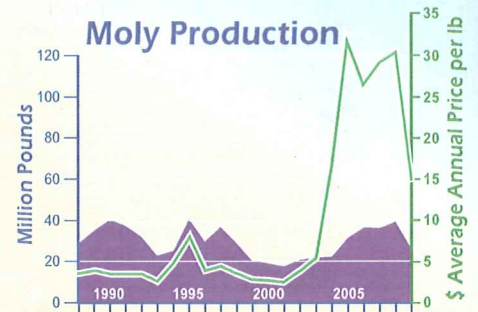
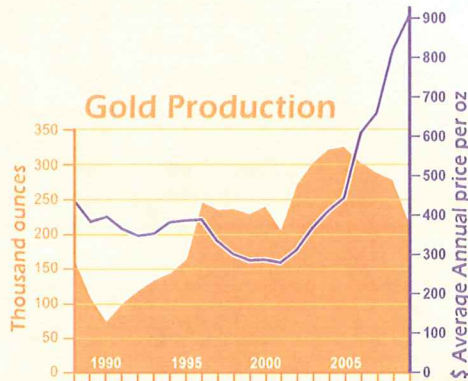
Colorado once again led the country in the production of molybdenum.

After falling as low as \$8 per pound, the price of molybdenum rebounded to \$15 per pound in 2009.

The Henderson Mine in Clear Creek County is the largest primary molybdenum mine in the U.S., producing 27 million pounds of the silver-colored metal in 2009.

Molybdenum is a metal used to make specialized steel alloys. Molybdenum from the Henderson mine is so pure that it is used for special processes in industry.

Climax Molybdenum planned to reopen the Climax Mine near Leadville but that was put on hold until molybdenum prices rebound.



URANIUM and VANADIUM



▶ Uranium is used primarily as fuel for electric power generation.

▶ The United States currently produces only 5% of the uranium we use, importing the rest.


▶ Colorado uranium deposits are particularly rich in vanadium, a valuable agent for steel alloys.

▶ Colorado produced 154,000 pounds of uranium and 820,000 pounds of vanadium in 2009, with values of \$6 million and \$5 million respectively.

COLORADO GEOLOGICAL SURVEY



INDUSTRIAL MINERALS



The Holcim U.S. cement facility near Florence at night where locally quarried limestone (above) is used to produce cement. (bottom photo by Tom Newman, Holcim).

The slowdown in the construction industry impacted the production of sand, gravel and crushed stone in Colorado in 2009.

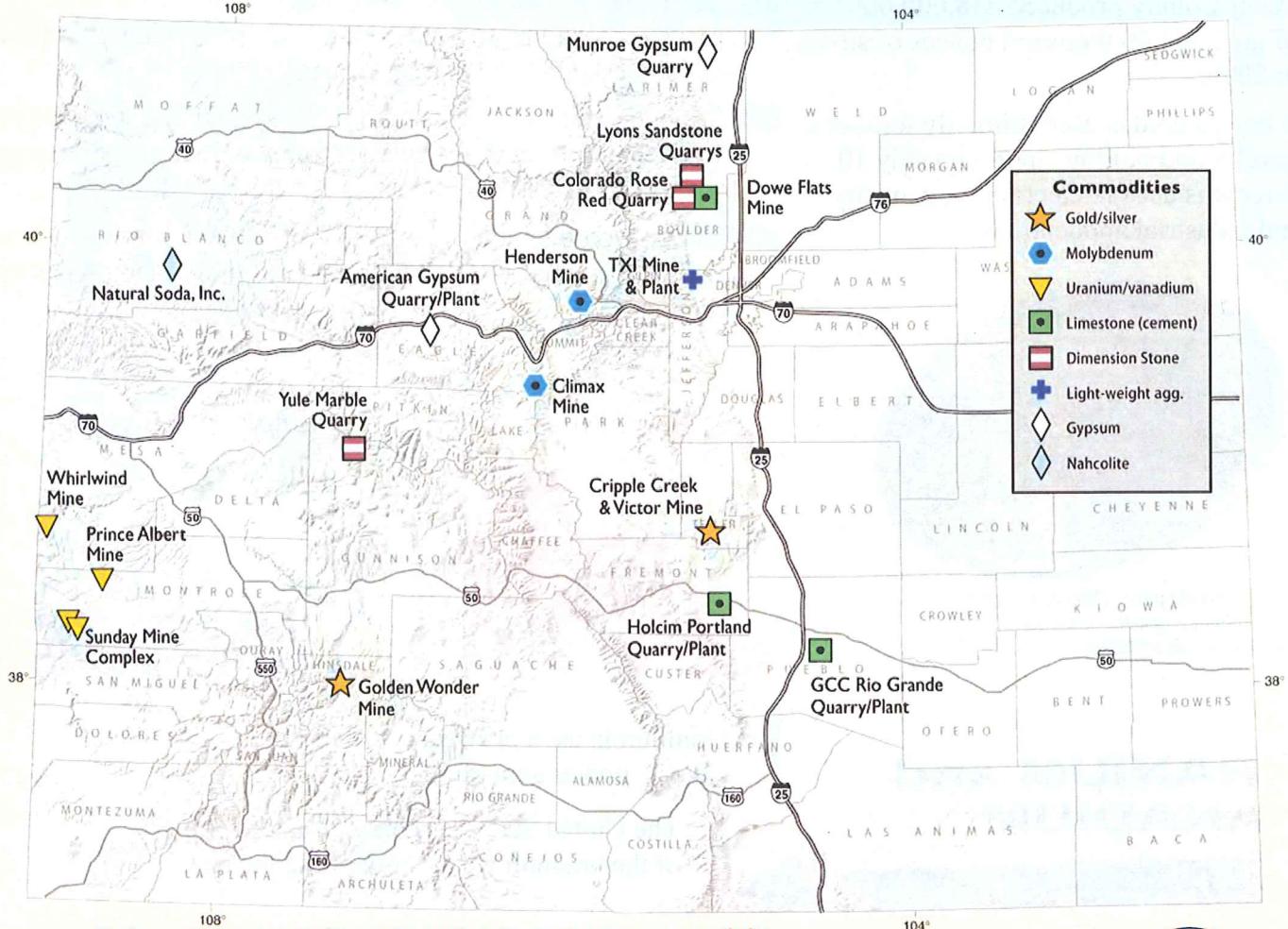
Companies produced over 38 million metric tons of sand, gravel and stone in 2009, down 27 percent from 2008 but still the 4th leading state.

Production of Portland cement actually increased slightly to 1,980 metric tons, helping the U.S. reduce imports of that building material.

The production of gypsum, used in wallboard, was down 21 percent in 2009 to 281,000 metric tons.

Colorado again produced helium as a by-product of the natural gas industry. Helium is an extremely valuable but scarce commodity for industrial and defense uses.

ACTIVE MINING OPERATIONS



For more information on minerals and mineral resources visit:

- Colorado Geological Survey Mineral Resources, <http://geosurvey.state.co.us/Default.aspx?tabid=228>
- U.S. Geological Survey Mineral Commodity Summaries, <http://minerals.usgs.gov/minerals/pubs/mcs/>
- Colorado Division of Minerals and Geology, <http://mining.state.co.us/>
- Mineral Information Institute, <http://www.mii.org>
- The Mineral Database, <http://www.mindat.org>
- Colorado Mining Association, <http://www.coloradomining.org>

For additional information, contact Jim Burnell, Colorado Geological Survey, 303-866-2611 x8311, Jim.Burnell@state.co.us.



Colorado Geological Survey
1313 Sherman St., Rm. 715
Denver, CO 80203
(303) 866-2611

<http://geosurvey.state.co.us>